




NURSERY SUMMER 2016 TOPICS; OUR FAVOURITE STORIES, GROWTH AND CHANGE, UNDER THE SEA, CARNIVAL

Core books:, JACK AND THE BEANSTALK, WE'RE GOING ON A BEAR HUNT, BOOKS FROM HOME THE CHILDREN BRING, WHATEVER NEXT, TIDDLER, COMMOTION IN THE OCEAN, NOW ITS SPRING, JASPERS BEANSTALK, TEN SEEDS

<p>Communication and Language; Story times and Song times, Listening, Attention and Understanding.</p> <p>Speaking in a sentence; using verbs; asking children to repeat simple instructions, explain what they are doing to their friends, talk about what they have done each day at carpet times.</p> <p>Words linked to topics; seed, plant, leaves, flowers, water, sunshine, stories, beginning, middle, end, characters, places.</p> <p>Listening to different instruments, making loud and soft sounds. Key Worker groups; listening to and understanding our stories; re-telling stories</p> 	<p>Physical Development; moving, handling and self care.</p> <p>I CAN ; PUT ON MY COAT, ZIP MY ZIP, WASH MY HANDS, PUT ON MY APRON. Take off my jumper.</p> <p>Park Visits help us develop our stamina for walking climbing and holding hands to be safe.</p> <p>Using pens and pencils, paint brushes and chinks to practice our fine motor skills, pencil grip, forming shapes and letters.</p> <p>Balancing on outdoor equipment, racing in different ways; running, hopping, skipping, jumping. Using large and small bats and balls, skipping ropes and hoops.</p> <p>Health eating; what helps us grow? Fruit and vegetables are healthy, we need water and fresh air, exercise and rest to help us grow. ; make fruit salads, grow vegetables in the outdoor garden; radishes, and carrots.</p>	<p>Personal, Social and Emotional Development; This strand of learning runs throughout the curriculum areas.</p> <p>Learning about feelings, how do you feel? Circle times and Key Worker groups to explore this theme.</p> <p>COMPASSION and THANKFULNESS are the Christian Values this term so we learn all the ways we can be kind to each other Empathy can be encouraged when we talk about feelings and saying 'Thank you 'prayers to God each day for our food, school and friends.</p> <p>To 'Have a Go' even when something is difficult; developing resilience. Children celebrate their achievements through photos on the wall and reward system.</p> 	
<p>Literacy</p> <p>Reading above stories and re-telling them in many different ways; making story puppets, acting out the story, changing the ending, ordering the pictures for sequencing the beginning, middle and end.</p> <p>Writing our names as often as we can, mark making includes painting, drawing, and talking about what our 'marks' say.</p> <p>'Letters and Sounds Phase 1 phonics games; listening to rhymes, sounds in the environment and different instrument sounds. Also Phase 2 letter sounds.</p>	<p>Maths</p> <p>Maths through stories; eg Ten Seeds, counting to ten, estimating 'how many' eg in the Tiddler story.</p> <p>Counting in Nature; leaves, trees, flowers we can see.</p> <p>Measuring in nature,; how tall is our beanstalk? How tall are you?</p> <p>Ordering items by size.</p> <p>Maths through cooking ; How much flour? How many spoonfuls.....</p> <p>Sharing out a number of items and knowing there is still the same amount all together.</p>	<p>Understanding the World</p> <p>Visits to the park encourage an awareness and learning about the environment.</p> <p>Making art with natural objects, talking about details they see in nature.</p> <p>Talking about our families and the things we do which are special eg going to church, visiting our grandparents.</p> <p>Growing a beanstalk, carrots and radishes to learn about where food comes from.</p> 	<p>Expressive Arts and Design</p> <p>Learning new songs, dancing to different kinds of music, making our own music with a variety of instruments.</p> <p>Mixing paint using powder paint and water, exploring how to change colours.</p> <p>Joining materials in different ways; making puppets with tape and glue, using glue to make collages, talking about textures and colours.</p> <p>Drawing and painting fruit an vegetables we grow, looking carefully at their shape and colours.</p> <p>Using nature to make pictures and sculptures eg flowers, small logs, daisy chains, leaf pictures.</p> <p>Imagining stories with small world toys and role play areas.</p>